

Pre Arrangement Share Holding Pattern		
1. Name of Entity	: GMR Infra Developers Limited (GIDL)	
2. Scrip Code/Name of Scrip/Class of Security	: Not Applicable	
3. Share Holding Pattern Filed under	: Regulation 31(1)(b)	
a. if under 31(1)(b) then indicate the report for quarter ending	: March 19, 2023	
b. if under 31(1)(c) then indicate date of allotment/extinguishment	: NA	
4. Declaration : The Listed entity is required to submit the following declaration to the extent of submission of information:		
Particulars	YES*	NO*
a Whether the Listed Entity has issued any partly paid up shares	NA*	NA*
b Whether the Listed Entity has issued any Convertible Securities or Warrants?	NA*	NA*
c Whether the Listed Entity has any shares against which depository receipts are issued?	NA*	NA*
d Whether the Listed Entity has any shares in locked-in?	NA*	NA*
e Whether any shares held by promoters are pledge or otherwise encumbered?	NA*	NA*
f Whether the listed entity has any significant beneficial owner?	NA*	NA*
*Not Applicable, being equity shares of GIDL is not listed.		
*if the Listed Entity selects the option 'NO' for the questions above, the columns for the partly paid up shares, Outstanding Convertible Securities/Warrants, depository receipts, locked-in shares, No of shares pledged or otherwise encumbered by promoters, as applicable, shall not be displayed at the time of dissemination on the Stock Exchange website. Also wherever there is 'No' declared by Listed entity in above table the values will be considered as 'Zero' by default on submission of the format of holding of specified securities.		
5. The tabular format for disclosure of holding of specified securities is as follows:		



**GMR AIRPORTS INFRASTRUCTURE LIMITED**  
(Formerly known as GMR Infrastructure Limited)



Table I - Summary Statement holding of specified securities

Category	Category of Share	No of Shareholders	No of fully paid up equity shares held	No of Partly paid up equity shares held	No of Shares Underlying Depository Receipts	Total No of Shares Held (VII) = (IV)+(V)+(VI)	Shareholding as a % of total no of shares (As a % of (A+B+C2))	Number of Voting Rights held in each class of securities			No of Shares Underlying Outstanding convertible securities (Including Warrants)	Shareholding as a % assuming full conversion of convertible Securities (as a percentage of diluted share capital)	Number of Locked in Shares		Number of Shares pledged or otherwise encumbered		Number of equity shares held in dematerialized form	
								No of Voting Rights					Total as a % of (A+B+C)	No.	As a % of total	No.		As a % of total Shares held
								Class X	Class Y	Total								
(i)	(ii)	(iii)	(iv)	(v)	(vi)	(vii)	(viii)	(ix)			(x)	(xi)	(xii)		(xiii)	(xiv)		
(A)	Promoter & Promoter Group	7	50,000	0	0	50,000	100.00	50,000	0	50,000	100.00	4,13,85,00,000	100.00	0	0.00	50,000	100.00	49,994
(B)	Public	0	0	0	0	0	0.00	0	0	0	0.00	0	0.00	0	0.00	NA	NA	0
(C)	Non Promoter-Non Public	0	0	0	0	0	0.00	0	0	0	0.00	0	0.00	0	0.00	NA	NA	0
(C1)	Shares underlying DRs	0	0	0	0	0	0.00	0	0	0	0.00	0	0.00	0	0.00	NA	NA	0
(C2)	Shares held by Employees Trusts	0	0	0	0	0	0.00	0	0	0	0.00	0	0.00	0	0.00	NA	NA	0
	Total:	7	50,000	0	0	50,000	100	50,000	0	50,000	100	4,13,85,00,000	100	0	0	50,000	100	50,000

Table II - Statement showing shareholding pattern of the Promoter and Promoter Group

Category	Category & Name of the Shareholder	No of Shareholders	No of fully paid up equity shares held	No of Partly paid-up equity shares held	No of Shares Underlying Depository Receipts	Total No of Shares Held (IV+V+VI)	Shareholding as a % of total no of shares (calculated as per SCRR, 1957 (VIII) As a % of (A+B+C2)	Number of Voting Rights held in each class of securities			No of Shares Underlying Outstanding convertible securities (Including Warrants)	Shareholding as a % assuming full conversion of convertible Securities (as a percentage of diluted share capital) (VII)+(X) As a % of (A+B+C2)	Number of Locked in Shares		Number of Shares pledged or otherwise encumbered		Number of equity shares held in dematerialized form	
								No of Voting Rights		Total as a % of (A+B+C)			No.	As a % of total Shares held	No.	As a % of total Shares held		
								Class X	Class Y	Total (X)			(XII)	(XIII)	(XIV)			
(1)	Indian																	
(a)	Individual/Hindu undivided Family	0	0	0	0	0	0.00	0	0	0	0.00	0	0.00	0	0.00	0	0.00	0
	Central Government/State Government(s)	0	0	0	0	0	0.00	0	0	0	0.00	0	0.00	0	0.00	0	0.00	0
(b)	Financial Institutions/Banks	0	0	0	0	0	0.00	0	0	0	0.00	0	0.00	0	0.00	0	0.00	0
(c)	Any Other	7	49,994	0	0	49,994	99.99	49,994	0	49,994	99.99	4,13,85,00,000	100.00	0	0.00	49,994	100.00	49,994
(d)	GMP Airports Infrastructure Limited (Formerly known as GMR Infrastructure Limited)	1	49,994	0	0	49,994	99.99	49,994	0	49,994	99.99	4,13,85,00,000	100.00	0	0.00	49,994	100	49,994
	<b>Sub-Total (A)(1)</b>	<b>7</b>	<b>50,000</b>	<b>0</b>	<b>0</b>	<b>49,994</b>	<b>99.99</b>	<b>49,994</b>	<b>0</b>	<b>49,994</b>	<b>99.99</b>	<b>4,13,85,00,000</b>	<b>100.00</b>	<b>0</b>	<b>0.00</b>	<b>49,994</b>	<b>100</b>	<b>49,994</b>
(2)	Foreign																	
(a)	Individuals (Non Resident)	0	0	0	0	0	0.00	0	0	0	0.00	0	0.00	0	0.00	0	0.00	0
(b)	Individuals/Foreign Institutions	0	0	0	0	0	0.00	0	0	0	0.00	0	0.00	0	0.00	0	0.00	0
(c)	Government	0	0	0	0	0	0.00	0	0	0	0.00	0	0.00	0	0.00	0	0.00	0
(d)	Institutions	0	0	0	0	0	0.00	0	0	0	0.00	0	0.00	0	0.00	0	0.00	0
(e)	Foreign Portfolio Investor	0	0	0	0	0	0.00	0	0	0	0.00	0	0.00	0	0.00	0	0.00	0
(f)	Any Other	0	0	0	0	0	0.00	0	0	0	0.00	0	0.00	0	0.00	0	0.00	0
	<b>Sub-Total (A)(2)</b>	<b>0</b>	<b>0</b>	<b>0</b>	<b>0</b>	<b>0</b>	<b>0.00</b>	<b>0</b>	<b>0</b>	<b>0</b>	<b>0.00</b>	<b>0</b>	<b>0.00</b>	<b>0</b>	<b>0.00</b>	<b>0</b>	<b>0.00</b>	<b>0</b>
	<b>Total Shareholding of Promoter and Promoter Group (A)=(A)(1)+(A)(2)</b>	<b>7</b>	<b>50,000</b>	<b>0</b>	<b>0</b>	<b>49,994</b>	<b>99.99</b>	<b>49,994</b>	<b>0</b>	<b>49,994</b>	<b>99.99</b>	<b>4,13,85,00,000</b>	<b>100.00</b>	<b>0</b>	<b>0.00</b>	<b>49,994</b>	<b>100</b>	<b>49,994</b>

Note: As on date the Company has issued 4,13,85,00,000 Compulsory Convertible Debentures of INR 10,000 each to GMR Airports Infrastructure Limited which may converted into the 4,13,85,00,000 equity shares (approx.) pursuant to the Scheme.

Table III - Statement showing shareholding pattern of the Public Shareholder																						
Category	Category & Name of the Shareholder	PAN	No of Shareholders	No of fully paid up equity shares held	No of Partly paid-up equity shares held	No of Shares Underlying Depository Receipts	Total No of Shares Held (V+V+V)	Shareholding as a % of total no of shares (A+B+C)	Number of Voting Rights held in each class of securities			No of Shares Underlying Outstanding convertible securities (including Warrants)	Shareholding as a % assuming full conversion of convertible securities (as a percentage of diluted share capital)	Number of Locked in Shares		Number of Shares pledged or otherwise encumbered		Number of equity shares held in dematerialized form	Sub-categorization of shares			
									No of Voting Rights					Total as a % of (A+B+C)	No.	As a % of total Shares	No.		As a % of total Shares held	Shareholding (No. of shares) under		
									Class X	Class Y	Total									Sub category (I)	Sub category (II)	Sub category (III)
			(III)	(IV)	(V)	(VI)	(VII)	(VIII)	(IX)	(X)	(XI)	(XII)	(XIII)	(XIV)	(XV)	(XVI)	(XVII)	(XVIII)	(XIX)			
(1)	Investors (Domestic)																					
(2)	Mutual Funds																					
(3)	Foreign Venture Capital Investors																					
(4)	Foreign Institutional Investors																					
(5)	Banks																					
(6)	Insurance Companies																					
(7)	Foreign Central Depository Receipts																					
(8)	Asset Reconstruction Companies																					
(9)	Securities Depository																					
(10)	Other Depository Receipts																					
(11)	Other Financial Institutions																					
(12)	Sub Total (11-11)			0	0	0	0	0.00	0	0	0	0.00	0	0.00	0	0.00	0	0	0	0		
(13)	Investors (Domestic)																					
(14)	Foreign Direct Investment																					
(15)	Foreign Venture Capital																					
(16)	Foreign Institutional Investors (Foreign Investment Act/1993)																					
(17)	Foreign Institutional Investors Category I																					
(18)	Foreign Institutional Investors Category II																					
(19)	Depository Receipts (Foreign)																					
(20)	Other Depository Receipts																					
(21)	Sub Total (12-20)			0	0	0	0	0.00	0	0	0	0.00	0	0.00	0	0.00	0	0	0	0		


Central Government/State Government(s)																				
(1)	Government of India																			
(2)	Central Government of President of India																			
(3)	State Government of Government																			
(4)	Shareholding by Companies or Bodies (a) to (e)																			
(5)	Shareholding by State Government or its agencies																			
(6)	Sub Total (B)(3)																			
(7)	From Mutual Funds																			
(8)	From other companies / Subsidiaries																			
(9)	Directors and their relatives (including independent directors and non-executive directors)	0	0	0	0	0	0.00	0	0	0	0.00	0	0.00	0	0	0	0	0	0	0
(10)	Key Managerial Personnel																			
(11)	Relatives of promoters (other than "independent relatives" of promoters - disclosed under "Promoters and Promoter Group" (a) to (d))																			
(12)	Funds, schemes and trusts belonging to "Promoter and Promoter Group" (a) to (d)																			
(13)	Trusts, schemes and trusts belonging to "Promoter and Promoter Group" (a) to (d)																			
(14)	Insurance Policies and Protection Fund (EPF)																			
(15)	Residual (including Selling) nominal share capital up to Rs. 2 lakhs	0	0	0	0	0	0.00	0	0	0	0.00	0	0.00	0	0	0	0	0	0	0
(16)	Residual (including Selling) nominal share capital in excess of Rs. 2 lakhs																			
(17)	From Resident Foreigners (RFs)																			
(18)	Foreign Nationals																			
(19)	Foreign Companies	0	0	0	0	0	0.00	0	0	0	0.00	0	0.00	0	0	0	0	0	0	0
(20)	Foreign Corporate																			
(21)	Foreign VCs																			
(22)	CLEARING AGENTS																			
(23)	SECURITIES CORPORATES																			
(24)	ASIF																			
(25)	THIRTY																			
(26)	RESIDENT INDIVIDUALS	0	0	0	0	0	0.00	0	0	0	0.00	0	0.00	0	0	0	0	0	0	0
(27)	Sub Total (B)(4)	0	0	0	0	0	0.00	0	0	0	0.00	0	0.00	0	0	0	0	0	0	0
(28)	Total Public Shareholding (B) = (B)(1)+(B)(2)+(B)(3)+(B)(4)	0	0	0	0	0	0.00	0	0	0	0.00	0	0.00	0	0	0	0	0	0	0
Note: Details mentioned above does not include the shares held by Promoter and Promoter Group as it has already been disclosed under Table II of this Shareholding Pattern.																				
Details of shareholders as per the latest available Company records including their Shareholding (No. and %):																				
Details of Shares which remain unclaimed from the share registrar along with details such as number of Shareholders, Outstanding Shares held in demat/uncleared account, Voting Rights which are frozen etc.																				
No of Cases:																				
No of Shares:																				

Table IV - Statement showing shareholding pattern of the Non Promoter- Non Public shareholder

Category	Category & Name of the Shareholder	PAN	No of Shareholders	No of fully paid up equity shares held	No of Partly paid up equity shares held	No of Shares Underlying Depository Receipts	Total No of Shares Held (IV+V+VI)	Shareholding as a % of total no of shares (calculated as per SCRR, 1967 (VIII) As a % of (A+B+C2)	Number of Voting Rights held in each class of securities			No of Shares Underlying Outstanding convertible securities (Including Warrants)	Shareholding as a % assuming full conversion of convertible Securities (as a percentage of diluted share capital) (VII)+(X) As a % of (A+B+C2)	Number of Locked in Shares		Number of Shares pledged or otherwise encumbered		Number of equity shares held in dematerialized form	
									No of Voting Rights					Total as a % of (A+B+C)	No.	As a % of total Shares held	No.		As a % of total Shares held
									Class X	Class Y	Total								
(1)	Custodian/ DR Holder Name of DR Holder ( if available)		0	0	0	0	0	0.00	0	0	0	0.00	0	0.00	0	0.00	0	0	
(a)	Employee Benefit Trust (under SEBI Share based Employee benefit Regulations, 2014)		0	0	0	0	0	0.00	0	0	0	0.00	0	0.00	0	0.00	0	0	
(2)	Sub-Total (A)(2)		0	0	0	0	0	0.00	0	0	0	0.00	0	0.00	0	0.00	0	0	
	Total NonPromoter- Non Public Shareholding (C)= (C)(1)+(C)(2)			0	0	0	0	0.00	0	0	0	0.00	0	0.00	0	0.00	0	0	


Table V - Statement showing details of Significant Beneficial Owners (SBOs)									
Sr No	I			II			III		IV
	Name	PAN	Nationality	Name	PAN	Nationality	Number of Shares	Shareholding as a % of total no of shares (Calculated as per SCRR 2002) As a % of (A+B+C2)	
<p>No individual holds more than 10% shares/voting rights in the Company, except the holding company i.e., GMR Airports Infrastructure Limited which holds 100% of the paid-up equity share capital of the Company. Accordingly, the provisions of the Companies (Significant Beneficial Owners) Rules, 2018 does not apply to the Company, except for intimation of Corporate Identification Number of holding/splitting company i.e., GMR Airports Infrastructure Limited (GIL) in e-form BEN-2 with Ministry of Corporate Affairs. Further, the Ultimate Holding Company i.e., GMR Enterprises Private Limited (GEPL), CIN U74900TN2007PTC102389 has filed e-form BEN-2 disclosing its SBOs</p>									

Table VI - Statement showing foreign ownership limits			
	Board approved limits (%)	Limits utilized (%)	Date
As on shareholding date	NA	NA	NA
As on the end of previous 1st quarter	NA	NA	NA
As on the end of previous 2nd quarter	NA	NA	NA
As on the end of previous 3rd quarter	NA	NA	NA
As on the end of previous 4th quarter	NA	NA	NA





Holding of Specified securities		
Post Arrangement Share Holding Pattern (Upon effectiveness of Part C of the Scheme)		
1. Name of Entity	: GMR Infra Developers Limited (GIDL)	
2. Scrip Code/Name of Scrip/Class of Security	: Not Applicable	
3. Share Holding Pattern Filed under	: Regulation 31(1)(c)	
a. if under 31(1)(b) then indicate the report for quarter ending	: Upon effectiveness of Part C of the Scheme	
b. if under 31(1)(c) then indicate date of allotment/extinguishment	: NA	
4. Declaration : The Listed entity is required to submit the following declaration to the extent of submission of information:		
Particulars	YES*	NO*
a Whether the Listed Entity has issued any partly paid up shares	NA*	NA*
b Whether the Listed Entity has issued any Convertible Securities or Warrants?	NA*	NA*
c Whether the Listed Entity has any shares against which depository receipts are issued?	NA*	NA*
d Whether the Listed Entity has any shares in locked-in?	NA*	NA*
e Whether any shares held by promoters are pledge or otherwise encumbered?	NA*	NA*
f Whether the listed entity has any significant beneficial owner?	NA*	NA*
*Not Applicable, being equity shares of GIDL is not listed.		
*if the Listed Entity selects the option 'NO' for the questions above, the columns for the partly paid up shares, Outstanding Convertible Securities/Warrants, depository receipts, locked-in shares, No of shares pledged or otherwise encumbered by promoters, as applicable, shall not be displayed at the time of dissemination on the Stock Exchange website. Also wherever there is 'No' declared by Listed entity in above table the values will be considered as 'Zero' by default on submission of the format of holding of specified securities.		
5. The tabular format for disclosure of holding of specified securities is as follows:		



**GMR AIRPORTS INFRASTRUCTURE LIMITED**  
(Formerly known as GMR Infrastructure Limited)

**GMR**

Table I - Summary Statement holding of specified securities

Category	Category of Share	No of Shareholders	No of fully paid up equity shares held	No of Partly paid up equity shares held	No of Shares Underlying Depository Receipts	Total No of Shares Held (VII) = (V)+(VI)	Shareholding as a % of total no of shares (As a % of (A+B+C))	Number of Voting Rights held in each class of securities			No of Shares Underlying Outstanding convertible securities (Including Warrants)	Shareholding as a % assuming full conversion of convertible Securities (as a percentage of diluted share capital)	Number of Locked In Shares		Number of Shares pledged or otherwise encumbered		Number of equity shares held in dematerialized form	
								No of Voting Rights		Total as a % of (A+B+C)			No.	As a % of total	No.	As a % of total Shares		
								Class X	Class Y									Total
(i)	(ii)	(iii)	(iv)	(v)	(vi)	(vii)	(viii)	(ix)			(x)	(xi)	(xii)		(xiii)	(xiv)		
(A)	Promoter & Promoter Group	1	4,94,87,20,996	0	0	4,94,87,20,996	43.75	4,94,87,20,996	0	4,94,87,20,996	43.75	8,19,17,28,960	53.93	0	0.00	0	0.00	4,94,87,20,996
(B)	Public	2	5,36,38,64,885	0	0	5,36,38,64,885	56.25	5,36,38,64,885	0	5,36,38,64,885	56.25	4,85,96,25,240	48.07	0	0.00	0	0.00	5,36,38,64,885
(C1)	Non Promoter-Non Public	0	0	0	0	0	0.00	0	0	0	0.00	0	0.00	0	0.00	0	0.00	0
(C1)	Shares underlying DRs	0	0	0	0	0	0.00	0	0	0	0.00	0	0.00	0	0.00	0	0.00	0
(C2)	Shares held by Employees Trusts	0	0	0	0	0	0.00	0	0	0	0.00	0	0.00	0	0.00	0	0.00	0
	<b>Total:</b>	<b>3</b>	<b>11,31,25,85,881</b>	<b>0</b>	<b>0</b>	<b>11,31,25,85,881</b>	<b>100</b>	<b>11,31,25,85,881</b>	<b>0</b>	<b>11,31,25,85,881</b>	<b>100</b>	<b>13,05,13,55,200</b>	<b>100</b>	<b>0</b>	<b>0</b>	<b>0</b>	<b>0</b>	<b>11,31,25,85,881</b>

Note 1: Upon effectiveness of the Part C of the Scheme, the Company shall allot 12,14,80,656 OCRPS to GMR Infra Services Private Limited and 20,47,83,224 OCRPS to GMR Airports Infrastructure Limited which may be converted into the 13,05,13,55,200 equity shares (approx.) in accordance with the exchange ratio pursuant to the Scheme.

Note 2: Pursuant to the effectiveness of the Part D of the Scheme, GIDL will dissolved without winding-up.

Table II - Statement showing shareholding pattern of the Promoter and Promoter Group

Category	Category & Name of the Shareholder	No of Shareholders	No of fully paid up equity shares held	No of Partly paid up equity shares held	No of Shares Underlying Depository Receipts	Total No of Shares Held (V+V+V)	Shareholding as a % of total no of shares (calculated as per SCRR, 1957 (VIII) As a % of (A+B+C2)	Number of Voting Rights held in each class of securities			No of Shares Underlying Outstanding convertible securities (including Warrants)	Shareholding as a % assuming full conversion of convertible Securities (as a percentage of diluted share capital) (VII)+ (X) As a % of (A+B+C2)	Number of Locked in Shares		Number of Shares pledged or otherwise encumbered		Number of equity shares held in dematerialized form					
								No of Voting Rights					Total as a % of (A+B+C)	No.	As a % of total Shares held	No.		As a % of total Shares held				
								Class X	Class Y	Total									No.	As a % of total Shares held	No.	As a % of total Shares held
(i)	(ii)	(iii)	(iv)	(v)	(vi)	(vii)	(viii)	(ix)	(x)	(xi)	(xii)	(xiii)	(xiv)	(xv)								
(1)	Indian	0	0	0	0	0	0.00	0	0	0	0.00	0	0	0	0	0	0					
(A)	Individuals (including Central Government)	0	0	0	0	0	0.00	0	0	0	0.00	0	0.00	0	0.00	0	0					
(B)	Central Government (State Government)	0	0	0	0	0	0.00	0	0	0	0.00	0	0.00	0	0.00	0	0					
(C)	Financial Institutions/Banks	0	0	0	0	0	0.00	0	0	0	0.00	0	0.00	0	0.00	0	0					
(D)	Any Other	1	4,94,87,20,996	0	0	4,94,87,20,996	43.75	4,94,87,20,996	0	4,94,87,20,996	43.75	8191728960	53.93	0	0.00	0	0.00	4,94,87,20,996				
	GMR (exactly Infrastructure Limited) (formerly known as GMR Infrastructure Limited)	1	4,94,87,20,996	0	0	4,94,87,20,996	43.75	4,94,87,20,996	0	4,94,87,20,996	43.75	8191728960	53.93	0	0.00	0	0.00	4,94,87,20,996				
	Sub-Total (A)(1)	1	4,94,87,20,996	0	0	4,94,87,20,996	43.75	4,94,87,20,996	0	4,94,87,20,996	43.75	8,19,17,28,960	53.93	0	0	0	0	4,94,87,20,996				
(2)	Foreign	0	0	0	0	0	0.00	0	0	0	0.00	0	0.00	0	0.00	0	0.00	0				
(a)	Individuals (Non-Resident)	0	0	0	0	0	0.00	0	0	0	0.00	0	0.00	0	0.00	0	0.00	0				
(b)	Individuals (Foreign Individuals)	0	0	0	0	0	0.00	0	0	0	0.00	0	0.00	0	0.00	0	0.00	0				
(c)	Government	0	0	0	0	0	0.00	0	0	0	0.00	0	0.00	0	0.00	0	0.00	0				
(d)	Institutions	0	0	0	0	0	0.00	0	0	0	0.00	0	0.00	0	0.00	0	0.00	0				
(e)	Foreign Portfolio Investor	0	0	0	0	0	0.00	0	0	0	0.00	0	0.00	0	0.00	0	0.00	0				
(f)	Any Other	0	0	0	0	0	0.00	0	0	0	0.00	0	0.00	0	0.00	0	0.00	0				
	Sub-Total (A)(2)	0	0	0	0	0	0.00	0	0	0	0.00	0	0.00	0	0.00	0	0.00	0				
	Total Shareholding of Promoter and Promoter Group (A)=(A)(1)+(A)(2)	1	4,94,87,20,996	0	0	4,94,87,20,996	43.75	4,94,87,20,996	0	4,94,87,20,996	43.75	8,19,17,28,960	53.93	0	0	0	0	4,94,87,20,996				

Table 8B - Statement showing shareholding pattern of the Public Shareholder

Category	Category B Name of the Shareholder	No of Shareholders	No of fully paid up equity shares held	No of Partly paid-up equity shares held	No of Shares Underlying Depository Receipts	Total No of Shares held (IV+V)	Shareholding as a % of total no of shares (A+B+C)	Number of Voting Rights held in each class of securities			No of Shares Underlying Outstanding convertible securities (including Warrants)	Shareholding as a % assuming full conversion of convertible securities (as a percentage of diluted share capital)	Number of Locked in Shares		Number of Shares pledged or otherwise encumbered	Number of equity shares held in dematerialised form	Sub-categorisation of shares					
								No of Voting Rights					Total as a % of (A+B+C)	No.			As a % of total Shares	No.	As a % of total Shares held	Shareholding (No. of Shares) under		
								Class X	Class Y	Total										Sub category (I)	Sub category (II)	Sub category (III)
	(I)	(II)	(III)	(IV)	(V)	(VI)	(VII)	(VIII)	(IX)	(X)	(XI)	(XII)	(XIII)	(XIV)	(XV)	(XVI)	(XVII)	(XVIII)				
(11)	Institutions (Domestic)																					
(12)	Mutual Funds																					
(13)	Venture Capital Funds																					
(14)	Alternate Investment Funds																					
(15)	Banks																					
(16)	Insurance Companies																					
(17)	Mutual Funds-Pension Funds																					
(18)	Asset Reconstruction Companies																					
(19)	Sovereign Wealth Funds																					
(20)	MFPI Registered with RBI																					
(21)	Other Financial Institutions																					
(22)	Any Other																					
	Sub Total (B(1))	0	0	0	0	0	0.00	0	0	0	0.00	0	0.00	0	0	0	0	0				
(23)	Institutions (Foreign)																					
(24)	Foreign Direct Investment																					
(25)	Foreign Venture Capital																					
(26)	Sovereign Wealth Funds (Kassat Investment Authority)																					
(27)	Foreign Portfolio Investor Category 1																					
(28)	Foreign Portfolio Investor Category 2																					
(29)	Overseas Depositories (Foreign DFIs)																					
(30)	Insurance (Foreign)																					
(31)	Any Other																					
	Sub Total (B(2))	0	0	0	0	0	0.00	0	0	0	0.00	0	0.00	0	0	0	0	0				




Table IV - Statement showing shareholding pattern of the Non Promoter- Non Public shareholder

Category	Category & Name of the Shareholder	PAN	No of Shareholders	No of fully paid up equity shares held	No of Partly paid up equity shares held	No of Shares Underlying Depository Receipts	Total No of Shares Held (IV+V+VI)	Shareholding as a % of total no of shares (calculated as per SCRR, 1957 (VIII) As a % of (A+B+C2)	Number of Voting Rights held in each class of securities			No of Shares Underlying Outstanding convertible securities (Including Warrants)	Shareholding as a % assuming full conversion of convertible Securities (as a percentage of diluted share capital) (VII)+(X) As a % of (A+B+C2)	Number of Locked in Shares		Number of Shares pledged or otherwise encumbered		Number of equity shares held in dematerialized form	
									No of Voting Rights	Total as a % of (A+B+C)				No.	As a % of total Shares held	No.	As a % of total Shares held		
									Class X	Class Y	Total								
(1)	Custodian/ DR Holder Name of DR Holder ( if available)		0	0	0	0	0	0	0	0	0	0	0	0	0	0	0	0	0
(2)	Employee Benefit Trust(under SEBI Share based Employee benefit Regulations, 2014)		0	0	0	0	0	0.00	0	0	0	0.00	0	0.00	0	0	0	0	0
(2)	Sub-Total (A)(2)		0	0	0	0	0	0.00	0	0	0	0.00	0	0.00	0	0.00	0	0.00	0
	Total NonPromoter- Non Public Shareholding (C)= (C)(1)+(C)(2)							0.00	0	0	0	0.00	0	0	0	0	0	0	0

Table V - Statement showing details of Significant Beneficial Owners (SBOs)									
Sl. No.	Details of the significant beneficial owner			Details of the registered owner			Particulars of the shares in which significant beneficial interest is held by the beneficial owner		Date of creation/acquisition of significant beneficial interest
	I			II			III		
Sr. No.	Name	PAN	Nationality	Name	PAN	Nationality	Number of Shares	Shareholding as a % of total no. of shares (Calculated as per SCRR 1957) As a % of (A+B+C2)	
With effectiveness of Part D of the Scheme, the Company will merged with GMR Airports Infrastructure Limited, therefore the same is "Not Applicable"									

Table VI - Statement showing foreign ownership limits*	Board approved limits (%)	Limits utilized (%)	Date
As on shareholding date	NA	NA	NA
As on the end of previous 1st quarter	NA	NA	NA
As on the end of previous 2nd quarter	NA	NA	NA
As on the end of previous 3rd quarter	NA	NA	NA
As on the end of previous 4th quarter	NA	NA	NA

*\*Upon effectiveness of Part C of the Scheme, foreign ownership limit shall be tentatively 56% (approx), however upon effectiveness of the Part D of the Scheme, the Company will merged into GIL.*





Holding of Specified securities		
Post Arrangement Share Holding Pattern (Upon effectiveness of Part D of the Scheme)		
1. Name of Entity	: GMR Infra Developers Limited (GIDL)	
2. Scrip Code/Name of Scrip/Class of Security	: Not Applicable	
3. Share Holding Pattern Filed under	: Regulation 31(1)(c)	
a. if under 31(1)(b) then indicate the report for quarter ending	: Upon effectiveness of Part D of the Scheme	
b. if under 31(1)(c) then indicate date of allotment/extinguishment	: NA	
4. Declaration : The Listed entity is required to submit the following declaration to the extent of submission of information:		
Particulars	YES*	NO*
a Whether the Listed Entity has issued any partly paid up shares	NA*	NA*
b Whether the Listed Entity has issued any Convertible Securities or Warrants?	NA*	NA*
c Whether the Listed Entity has any shares against which depository receipts are issued?	NA*	NA*
d Whether the Listed Entity has any shares in locked-in?	NA*	NA*
e Whether any shares held by promoters are pledge or otherwise encumbered?	NA*	NA*
f Whether the listed entity has any significant beneficial owner?	NA*	NA*
*Not Applicable, being equity shares of GIDL is not listed.		
*if the Listed Entity selects the option 'NO' for the questions above, the columns for the partly paid up shares, Outstanding Convertible Securities/Warrants, depository receipts, locked-in shares, No of shares pledged or otherwise encumbered by promoters, as applicable, shall not be displayed at the time of dissemination on the Stock Exchange website. Also wherever there is 'No' declared by Listed entity in above table the values will be considered as 'Zero' by default on submission of the format of holding of specified securities.		
5. The tabular format for disclosure of holding of specified securities is as follows:		

**Corporate Office:** New Udaan Bhawan, Opp. Terminal 3, Indira Gandhi International Airport, New Delhi - 110 037  
**Registered Office:** Plot No. C-31, G Block, 701, 7th Floor, Naman Centre, Bandra Kurla Complex, Bandra (East), Mumbai - 400 051  
 CIN L45203MH1996PLC281138 T +91 11 4253 2600 F +91 11 4719 7181 E [bil cosecy@gmrgrp.in](mailto:bil cosecy@gmrgrp.in) W [www.gmrinfra.com](http://www.gmrinfra.com)

**GMR AIRPORTS INFRASTRUCTURE LIMITED**  
 (Formerly known as GMR Infrastructure Limited)



Table I - Summary Statement holding of specified securities

Category	Category of Share	No of Shareholders	No of fully paid up equity shares held	No of Partly paid up equity shares held	No of Shares Underlying Depository Receipts	Total No of Shares Held (VII) = (IV)+(V)+(VI)	Shareholding as a % of total no of shares (As a % of (A+B+C2))	Number of Voting Rights held in each class of securities			No of Shares Underlying Outstanding convertible securities (including Warrants)	Shareholding as a % assuming full conversion of convertible Securities (as a percentage of diluted share capital)	Number of Locked in Shares		Number of Shares pledged or otherwise encumbered		Number of equity shares held in dematerialized form			
								No of Voting Rights					Total as a % of (A+B+C)	No.	As a % of total	No.		As a % of total Shares		
								Class X	Class Y	Total										
(I)	(II)	(III)	(IV)	(V)	(VI)	(VII)	(VIII)	(IX)			(X)	(XI)	(XII)		(XIII)	(XIV)				
(A)	Promoter & Promoter Group	0	0	0	0	0	0.00	0	0	0	0.00	0	0.00	0	0.00	0	0.00	NA	NA	0
(B)	Public	0	0	0	0	0	0.00	0	0	0	0.00	0	0.00	0	0.00	0	0.00	NA	NA	0
(C)	Non Promoter-Non Public	0	0	0	0	0	0.00	0	0	0	0.00	0	0.00	0	0.00	0	0.00	NA	NA	0
(C1)	Shares underlying DRs	0	0	0	0	0	0.00	0	0	0	0.00	0	0.00	0	0.00	0	0.00	NA	NA	0
(C2)	Shares held by Employees Trusts	0	0	0	0	0	0.00	0	0	0	0.00	0	0.00	0	0.00	0	0.00	NA	NA	0
	<b>Total:</b>	0	0	0	0	0	0	0	0	0	0	0	0	0	0	0	0.00	0	0	0

Note 1: Upon effectiveness of Part D of the Scheme, Transferor Company-2, i.e., GMR Infra Developers Limited will dissolved without winding-up

Table II - Statement showing shareholding pattern of the Promoter and Promoter Group

Category	Category & Name of the Shareholder	No of Shareholders	No of fully paid up equity shares held	No of Partly paid up equity shares held	No of Shares Underlying Depository Receipts	Total No of Shares Held (IV+V+VI)	Shareholding as a % of total no of shares (calculated as per SCRR, 1957 (VII) As a % of (A+B+C2)	Number of Voting Rights held in each class of securities			No of Shares Underlying Outstanding convertible securities (Including Warrants)	Shareholding as a % assuming full conversion of convertible Securities (as a percentage of diluted share capital) (VII)+(X) As a % of (A+B+C2)	Number of Locked in Shares		Number of Shares pledged or otherwise encumbered		Number of equity shares held in dematerialized form	
								No of Voting Rights					Total as a % of (A+B+C)	No.	As a % of total Shares held	No.		As a % of total Shares held
								Class X	Class Y	Total (IX)								
(I)	(II)	(III)	(IV)	(V)	(VI)	(VII)	(VIII)	(IX)	(X)	(XI)	(XII)	(XIII)	(XIV)	(XV)				
(1)	Indian																	
(a)	Individuals/Minority unincorporated Family	0	0	0	0	0	0.00	0	0	0	0.00	0	0	0	0	0	0	
	Central Government/State Government(s)	0	0	0	0	0	0.00	0	0	0	0.00	0	0.00	0	0.00	0	0.00	
(b)	Financial Institutions/Banks	0	0	0	0	0	0.00	0	0	0	0.00	0	0.00	0	0.00	0	0.00	
(c)	Any Other	0	0	0	0	0	0.00	0	0	0	0.00	0	0.00	0	0.00	0	0.00	
	GMR Airport Infrastructure Limited (formerly known as GMR Infrastructure Limited)	0	0	0	0	0	0.00	0	0	0	0.00	0	0.00	0	0.00	0	0.00	
	Sub-Total (AI1)	0	0	0	0	0	0.00	0	0	0	0.00	0	0	0	0	0	0	
(2)	Foreign																	
(a)	Individuals (Non-Resident)	0	0	0	0	0	0.00	0	0	0	0.00	0	0.00	0	0.00	0	0.00	
(b)	Individuals/Foreign Individuals	0	0	0	0	0	0.00	0	0	0	0.00	0	0.00	0	0.00	0	0.00	
(c)	Government	0	0	0	0	0	0.00	0	0	0	0.00	0	0.00	0	0.00	0	0.00	
(d)	Institutions	0	0	0	0	0	0.00	0	0	0	0.00	0	0.00	0	0.00	0	0.00	
(e)	Foreign Portfolio Investor	0	0	0	0	0	0.00	0	0	0	0.00	0	0.00	0	0.00	0	0.00	
(f)	Any Other	0	0	0	0	0	0.00	0	0	0	0.00	0	0.00	0	0.00	0	0.00	
	Sub-Total (AI2)	0	0	0	0	0	0.00	0	0	0	0.00	0	0.00	0	0.00	0	0.00	
	Total Shareholding of Promoter and Promoter Group (A)=(AI1)+(AI2)	0	0	0	0	0	0.00	0	0	0	0.00	0	0	0	0	0	0	

Table III - Statement showing Shareholding pattern of the Public Shareholder																					
Category	Category & Name of the Shareholder	No. of Shareholders	No. of fully paid up equity shares held	No. of Partly paid-up equity shares held	No. of Shares Underlying Depository Receipts	Total No. of Shares Held (IV+V+VI)	Shareholding as a % of total no. of shares (A+B+C2)	Number of Voting Rights held in each class of securities			No. of Shares Underlying Outstanding convertible securities (including Warrants)	Shareholding as a % assuming full conversion of convertible Securities (As a percentage of diluted share capital)	Number of Locked in Shares		Number of Shares pledged or otherwise encumbered		Number of equity shares held in dematerialized form	Sub-categorization of shares			
								No. of Voting Rights					Total as a % of (A+B+C)	No.	As a % of total Shares	No.		As a % of total Shares held	Shareholding (No. of shares) under		
								Class X	Class Y	Total									Sub category (I)	Sub category (II)	Sub category (III)
(I)	(II)	(III)	(IV)	(V)	(VI)	(VII)	(VIII)	(IX)	(X)	(XI)	(XII)	(XIII)	(XIV)	(XV)	(XVI)	(XVII)	(XVIII)	(XIX)	(XX)		
(I)	Institutions (Domestic)																				
(II)	Mutual Funds																				
(III)	Equity Linked Savings Schemes																				
(IV)	Insurance Companies																				
(V)	Pension Funds/Pension Schemes																				
(VI)	Asset Reconstruction Companies																				
(VII)	Sovereign Wealth Funds																				
(VIII)	NBFC Registered with RBI																				
(IX)	Other Financial Institutions																				
(X)	Any Other																				
	Sub Total (BI1)		0	0	0	0	0.00	0	0	0	0.00	0	0.00	0	0.00	0	0	0	0	0	
(XI)	Institutions (Foreign)																				
(XII)	Foreign Direct Investment																				
(XIII)	Foreign Venture Capital																				
(XIV)	Sovereign Wealth Funds (Hazard Investment As/through)																				
(XV)	Foreign Portfolio Investors Category I																				
(XVI)	Foreign Portfolio Investors Category II																				
(XVII)	Overseas Depositories (including ODRs)																				
(XVIII)	Any Other																				
	Sub Total (BI2)		0	0	0	0	0.00	0	0	0	0.00	0	0.00	0	0	0	0	0	0	0	

(i)	Central Government/State Government(s)																			
(ii)	President of India																			
(iii)	Central Government / President of India																			
(iv)	State Government / Governor																			
(v)	Shareholding by Companies or Bodies Corporate where Central / State Government is a promoter																			
(vi)	Sub Total (B)(2)																			
(vii)	Non Institutions																			
(viii)	Associate companies / Subsidiaries																			
(ix)	Directors and their relatives (excluding independent directors and nominee directors)	0	0	0	0	0	0.00	0	0	0	0.00	0	0.00	0	0	0	0	0	0	0
(x)	Key Managerial Personnel																			
(xi)	Relatives of promoters (other than 'immediate relatives' of promoters included under 'Promoter and Promoter Group' category); *Trusts where any person belonging to 'Promoter and Promoter Group' category is 'trustee', 'beneficiary', or 'author of the trust'																			
(xii)	Immater Education and Protection Fund (IEPF)																			
(xiii)	Resident Individuals holding nominal share capital up to Rs. 2 lakhs	0	0	0	0	1	0.00	0	0	0	0.00	0	0.00	0	0	0	0	0	0	0
(xiv)	Resident individuals holding nominal share capital in excess of Rs. 2 lakhs																			
(xv)	Non Resident Indians (NRIs)																			
(xvi)	Foreign Nationals																			
(xvii)	Foreign Companies	0	0	0	0	0	0.00	0	0	0	0.00	0	0.00	0	0	0	0	0	0	0
(xviii)	Amports De Paris	0	0	0	0	0	0.00	0	0	0	0.00	0	0.00	0	0	0	0	0	0	0
(xix)	India Control	0	0	0	0	0	0.00	0	0	0	0.00	0	0.00	0	0	0	0	0	0	0
(xx)	GMR Infra Services Private Limited (Formerly known as GMR Infra Services Limited)	0	0	0	0	0	0.00	0	0	0	0.00	0	0.00	0	0	0	0	0	0	0
(xxi)	Any Other																			
CLEARING MEMBERS																				
BODIES CORPORATE																				
IN IT																				
TRUSTS																				
RESIDENT INDIVIDUALS																				
(xxii)	Sub Total (B)(4)	0	0	0	0	1	0.00	0	0	0	0.00	0	0.00	0	0	0	0	0	0	0
(xxiii)	Total Public Shareholding (B) = (B)(1)+(B)(2)+(B)(3)+(B)(4)	0	0	0	0	1	0.00	0	0	0	0.00	0	0.00	0	0	0	0	0	0	0
Notes:																				
Details mentioned above does not includes the shares held by Promoter and Promoters Group as it has already been disclosed under Table 5 of this Shareholding Pattern.																				
Details of shareholders as per as per the latest available Shareholding (As of 31/03/2024)																				
Details of Shares which remain unclaimed may be given near along with details such as number of shareholders, Outstanding shares held in demat/unclaimed suspense account, Voting Rights which are frozen etc.																				
As at Cases: NA																				
Nil of Shares: NA																				

Table IV - Statement showing shareholding pattern of the Non Promoter- Non Public shareholder

Category	Category & Name of the Shareholder	PAN	No of Shareholders	No of fully paid up equity shares held	No of Partly paid up equity shares held	No of Shares Underlying Depository Receipts	Total No of Shares Held (IV+V+VI)	Shareholding as a % of total no of shares (calculated as per SCRR, 1957 (VIII) As a % of (A+B+C2)	Number of Voting Rights held in each class of securities			No of Shares Underlying Outstanding convertible securities (Including Warrants)	Shareholding as a % assuming full conversion of convertible Securities (as a percentage of diluted share capital) (VII)+(X) As a % of (A+B+C2)	Number of Locked in Shares		Number of Shares pledged or otherwise encumbered		Number of equity shares held in dematerialized form	
									No of Voting Rights					Total as a % of (A+B+C)	No.	As a % of total Shares held	No.		As a % of total Shares held
									Class X	Class Y	Total								
(1)	Custodian/ DR Holder Name of DR Holder ( if available)		0	0	0	0	0	0.00	0	0	0	0	0	0	0	0	0	0	0
(a)	Employee Benefit Trust (under SEBI Share based Employee benefit Regulations, 2014)		0	0	0	0	0	0.00	0	0	0	0.00	0	0	0	0	0	0	0
(2)	Sub-Total (A)(2)		0	0	0	0	0	0.00	0	0	0	0.00	0	0.00	0	0.00	0	0.00	0
	Total NonPromoter- Non Public Shareholding (C)= (C)(1)+(C)(2)			0	0	0	0	0.00	0	0	0	0.00	0	0	0	0	0	0	0

Table V - Statement showing details of Significant Beneficial Owners (SBOs)									
SNo	Details of the significant beneficial owner			Details of the registered owner			Particulars of the shares in which significant beneficial interest is held by the beneficial owner		Date of creation/acquisition of significant beneficial interest
S/No	Name	PAN	Nationality	Name	PAN	Nationality	Number of Shares	Shareholding as a % of total no of shares [Calculated as per SCRR 1957] As a % of (A+B+C2)	
Not Applicable									

Table VI - Statement showing foreign ownership limits*	Board approved limits (%)	Limits utilized (%)	Date
As on shareholding date	NA	NA	NA
As on the end of previous 1st quarter	NA	NA	NA
As on the end of previous 2nd quarter	NA	NA	NA
As on the end of previous 3rd quarter	NA	NA	NA
As on the end of previous 4th quarter	NA	NA	NA

